



Laser head
Note the Optical Lens
In near front position




Laser head


In rear position




Conveyor Rail

6 Stoppers






Head Y axis movement
300 mm



310mm
Max PCB size



Stage #1

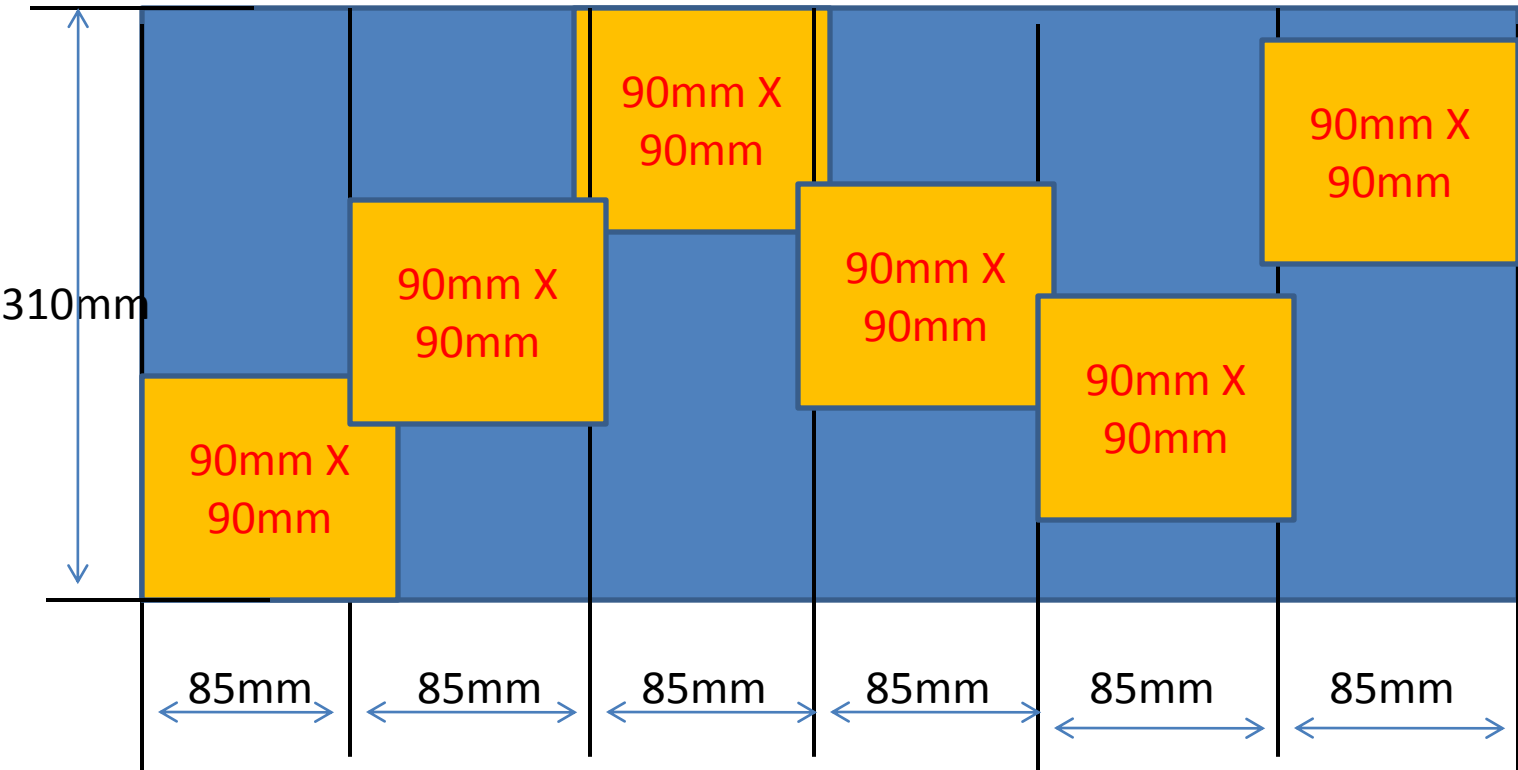
Stage #2

Stage #3

Stage #4

Stage #5

Stage #6




The laser head can mark only 90mm X 90mm at each stage.
The max PCB width is 315 mm,
The max PCB length is 540mm.

Stage #1

Stage #2

Stage #3

Stage #4



90mm X 90mm
Marker Area

Stage #1

Stage #2

Stage #3

Stage #4

